

# DISABLED WC (FEH2001)

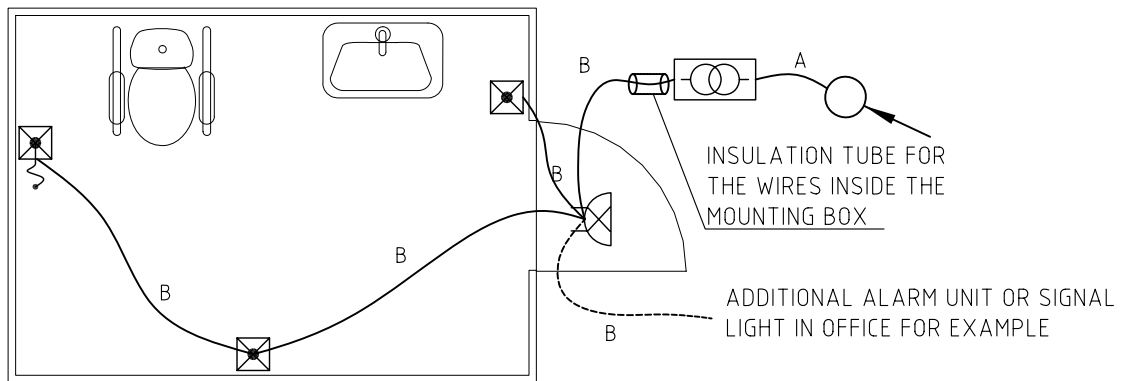
THIS SYSTEM SERVES DISABLED PEOPLE IN TOILETS AND OTHERS WHO NEED SERVICE IN PUBLIC BUILDINGS.

## FUNCTION

WHEN ONE PUSHES THE CALLING BUTTON OR DRAWS THE CORD, THE ALARM UNIT, WHICH IS OUTSIDE ACTIVATES GIVING A FLICKERING LIGHT AND A BEEPING SOUND. THE CALLING BUTTON INCLUDES A LED INDICATING THAT THE ALARM WAS GIVEN. THE ALARM IS ACTIVE UNTIL IT IS CANCELLED FROM THE CANCELING BUTTON. THE CALLING BUTTON HAS THE FOLLOWING ADDRESS MODES:

FUNCTION A: IN ALARM MODE THE LED LIT IN ALL BUTTONS.











FUNCTION B: IN ALARM MODE THE LED LIT ONLY IN THE BUTTON WHICH HAS BEEN PUSHED.



## CABLING EXAMBLES

A = E.G. MMJ 2x1,5N

B = E.G. MHS 1 x 4 x 0,5  
KLM 4 x 0,8  
KLMA 4 x 0,8 + 0,8

		SIGNAL PUSH BUTTON FAP 2001	
		DRAW CORD BUTTON FAP3002	- THE CORD IS CUT TO A SUITABLE LENGTH
		CANCELING BUTTON FAP2001	- INSTALLED INSIDE THE TOILET BESIDE THE DOOR
		ALARM UNIT, 1-LOOP FEH 2001	- INSTALLED ABOVE THE WC DOOR
		TRANSFORMER 230V/15V/2VA FLM 1000	- TO BE INSTALLED IN OWN MOUNTING BOX

NOTE! THE ABOVE MENTIONED PRODUCTS (2 PCS FAP2001, 1 PC FAP3002 AND 1 PC FEH2001) ARE AVAILABLE AS A SET: FJW1003

**ABB**  
ABB  
Porvoon Sisäkehä 2, P.O.Box 16  
06101 Porvoo, Finland  
Tel. 010 22 11  
Fax. 010 22 54255  
www.abb.com

## SPECIAL FEATURES OF THE SYSTEMS:

## CONSTRUCTIONS OBJECT:

## CONTENTS OF DRAWING:

DISABLED WC (FEH2001)  
WIRING DIAGRAM

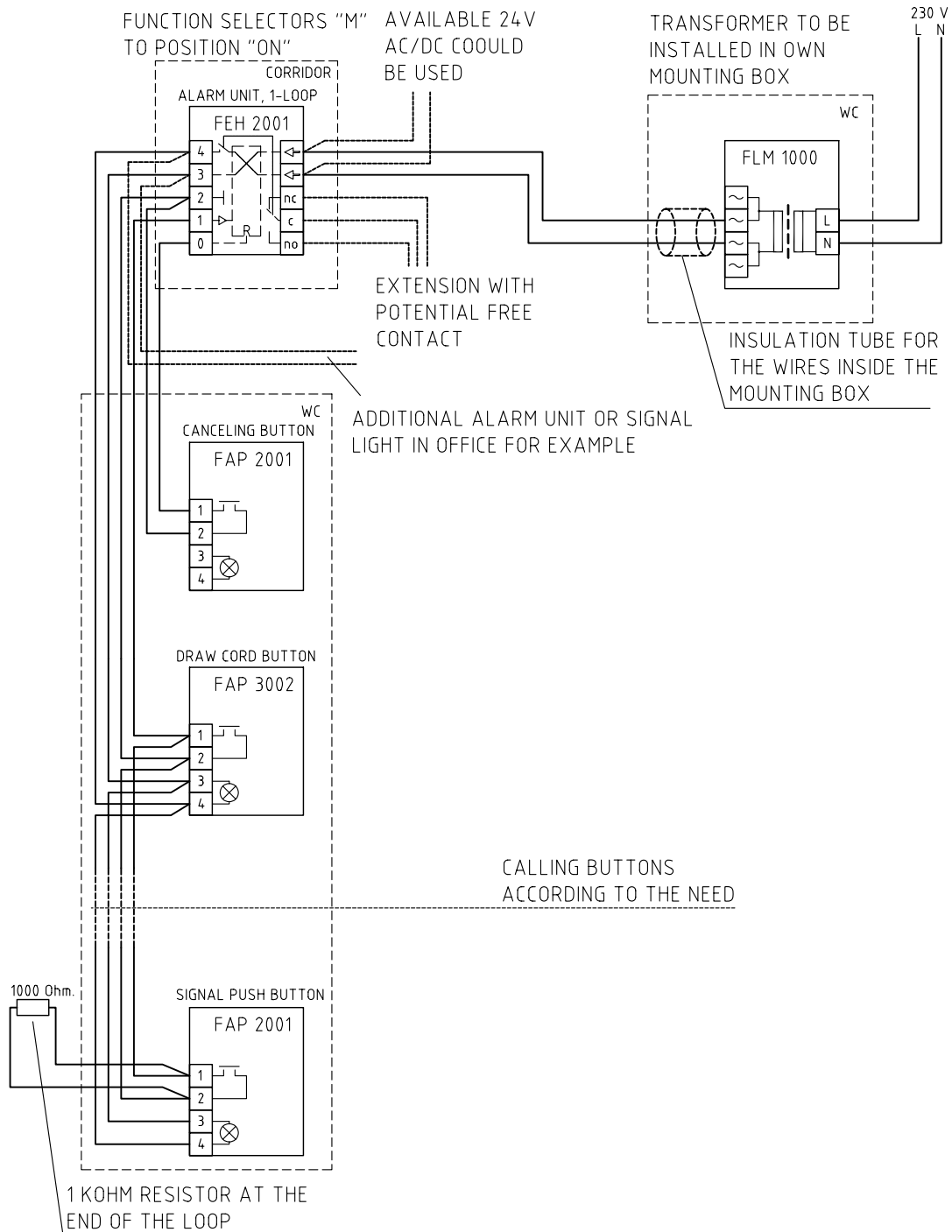
DOK  
DATE:  
DESIGN:

DESIGN OFFICE:

DESIGNER:  
DRAWER:  
INSPECTOR:

WORK NO:  
DRAWING NO:

# DISABLED WC (FEH2001)



**NOTE !** WHEN NEEDED THE SUPPLY CIRCUIT INCLUDES A SWITCH WHICH DISCONNECTS ALL TERMINALS. THIS SWITCH MUST BE INSTALLED IN A PLACE WHERE UNINTENTIONAL USE IS PREVENTED



ABB  
Porvoon Sisäkehä 2, P.O.Box 16  
06101 Porvoo, Finland  
Tel. 010 22 11  
Fax. 010 22 54255  
www.abb.com

SPECIAL FEATURES OF THE SYSTEMS:

CONSTRUCTIONS OBJECT:

CONTENTS OF DRAWING:

DISABLED WC (FEH2001)  
CONNECTION DIAGRAM

DOK  
DATE:  
DESIGN:

DESIGN OFFICE:

DESIGNER:  
DRAWER:  
INSPECTOR:

WORK NO:  
DRAWING NO: